

Reinforcing Bases: Biotechnology stocks of late 1999

www.historicalstockresearch.com

<http://www.historicalstockresearch.com>

FOR EDUCATIONAL PURPOSES ONLY

HSR Terms of Use

Historicalstockresearch.com is an educational resource, not an advisory or stock alert service.

Historicalstockresearch.com is not an investment advisor and does not provide investment advice or recommendations. You should not use the content on historicalstockresearch.com for investment advice in any market. Any content on historicalstockresearch.com that may be deemed as investment advice is impersonal and is not directed towards the investment needs of any individual.

Historicalstockresearch.com is free and only contains historical stock research. All content on historicalstockresearch.com is set up for educational purposes only and is not meant to be a solicitation or recommendation to buy, sell or hold any securities mentioned. Readers of historicalstockresearch.com should consult with a registered financial advisor to properly assess their investment objectives and risk tolerance before investing in the stock market.

Historicalstockresearch.com cannot make you a profitable stock investor because consistent profitability is also a function of other items besides historical stock research. One of these is having a personalized stock investing plan that uses specific rules to help you minimize risk. There are no guarantees in the stock market and historicalstockresearch.com does not guarantee profits to you with this educational site.

HISTORICALSTOCKRESEARCH.COM IS NOT RESPONSIBLE FOR ANY LOSSES EXPERIENCED BY INDIVIDUALS WHO USE ITS EDUCATIONAL CONTENT TO MAKE INVESTMENT (FINANCIAL) DECISIONS.

Historical precedent analysis is not a substitute for a personalized stock investing plan with proper risk management. While history often repeats itself, there is no guarantee that it will unfold in a similar manner as previously observed or described. Past performance is not indicative of future returns.

The historical charts/price behaviors/models used on historicalstockresearch.com have not been evaluated for statistical significance. They are only meant to help you understand stock price behaviors and common outcomes of those price behaviors. They are not to be used for anything other than educational purposes.

www.historicalstockresearch.com

Improve Chart Reading. Make Better Decisions.

All Rights Reserved. Reproduction without permission prohibited
Copyright© Historicalstockresearch.com

FOR EDUCATIONAL PURPOSES ONLY

Making better decisions using historical precedent analysis is a process and not an event. Nobody knows the outcome of any one technical event in the stock market, but making a consistent decision (following a rule) over a series of events may improve your decision-making ability.

Additional Terms of Use

1. Do not reprint, republish, repost, or otherwise distribute or transmit content or images/charts presented on historicalstockresearch.com. Historicalstockresearch.com is free, but just because you may be able to copy the content doesn't mean you own it. Unauthorized use of (including hotlinking) or copying of the content on historicalstockresearch.com can subject you to civil or even criminal liability. **Please don't violate copyright law.**
2. You may print out the charts for your personal use only.

Copyright and Trademark Law

All editorial content and graphics/images/charts on historicalstockresearch.com are protected by U.S. copyright and international treaties and may not be copied or re-used without the express written permission of historicalstockresearch.com, which reserves all rights.

Limitation of Liability

HISTORICALSTOCKRESEARCH.COM IS FREE AND PROVIDES THE INFORMATION ON THIS WEBSITE "AS IS" WITHOUT WARRANTIES OF ANY KIND. YOU ALSO AGREE THAT HISTORICALSTOCKRESEARCH.COM SHALL NOT BE RESPONSIBLE FOR ANY DOWNLOADING OF MATERIALS FOUND ON OR THROUGHOUT HISTORICALSTOCKRESEARCH.COM. ALL DOWNLOADING IS DONE AT YOUR OWN RISK AND YOU WILL BE SOLELY RESPONSIBLE FOR ANY DAMAGES TO YOUR COMPUTER OR DATA THAT RESULTS. HISTORICALSTOCKRESEARCH.COM DOES NOT WARRANT THAT THE USE OR PERFORMANCE OF THIS WEBSITE WILL BE TIMELY, UNINTERRUPTED OR FREE OF ERROR, OR THAT HISTORICALSTOCKRESEARCH.COM OR ITS SERVER WILL BE FREE OF VIRUSES. IN NO EVENT SHALL HISTORICALSTOCKRESEARCH.COM OR ERIK GRYWALSKI BE LIABLE FOR ANY LOSS OR INJURY, DIRECT OR INDIRECT, INCIDENTAL, CONSEQUENTIAL, SPECIAL OR EXEMPLARY DAMAGES, OR ANY DAMAGES WHATSOEVER ARISING FROM THE USE OR PERFORMANCE OF HISTORICALSTOCKRESEARCH.COM OR FROM ANY INFORMATION PROVIDED THROUGH HISTORICALSTOCKRESEARCH.COM, EVEN IF HISTORICALSTOCKRESEARCH.COM HAS BEEN ADVISED OF THE POSSIBILITY OF SUCH DAMAGES.

www.historicalstockresearch.com

Improve Chart Reading. Make Better Decisions.

All Rights Reserved. Reproduction without permission prohibited
Copyright© Historicalstockresearch.com

Cubist Pharmaceuticals (CBST): Week Ending December 10, 1999



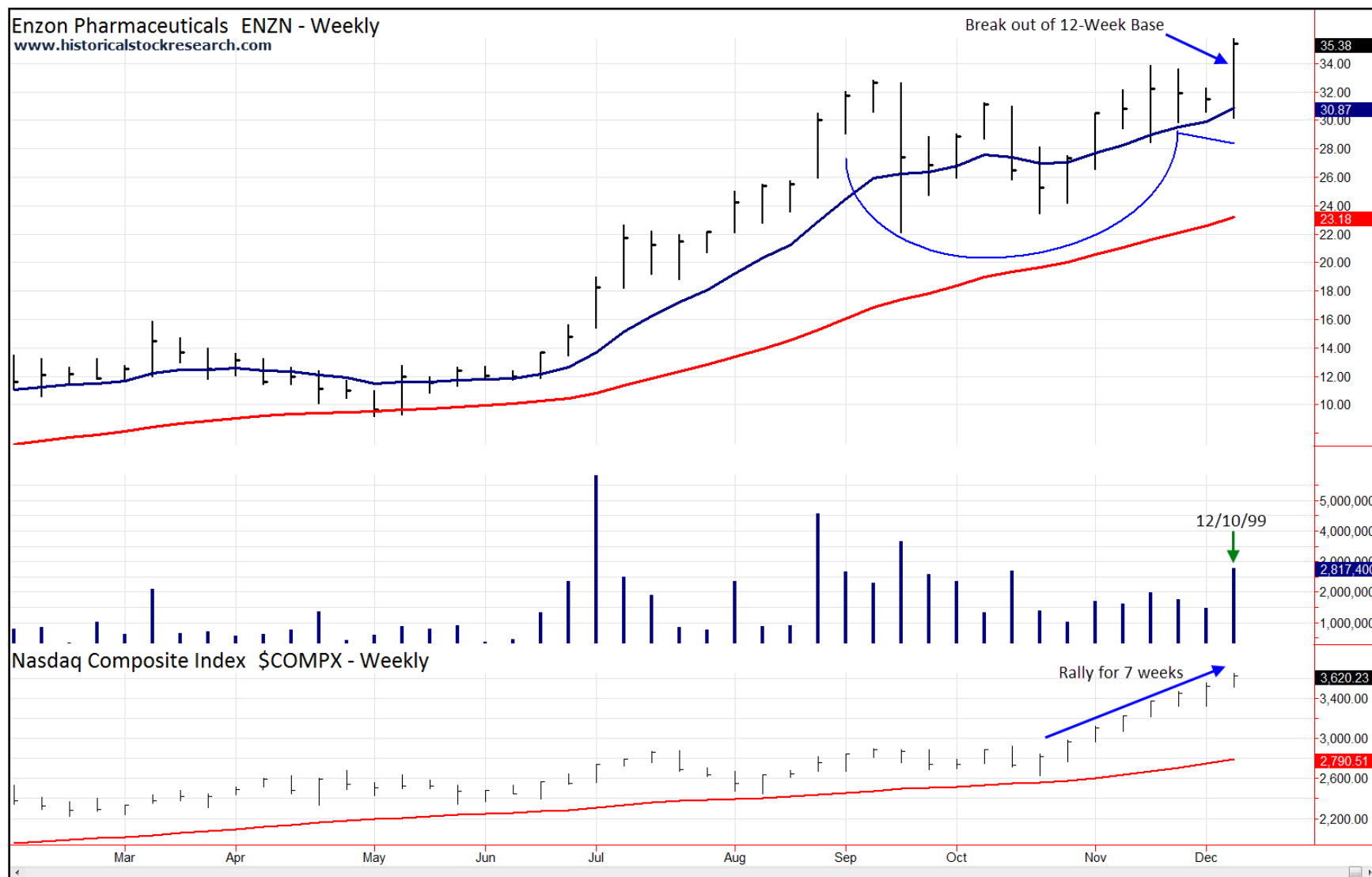
Chart created with TradeStation. ©TradeStation Technologies, Inc. All Rights Reserved.

www.historicalstockresearch.com

Improve Chart Reading. Make Better Decisions.

All Rights Reserved. Reproduction without permission prohibited
Copyright© Historicalstockresearch.com

Enzon Pharmaceuticals (ENZN): Week Ending December 10, 1999



4

Chart created with TradeStation. ©TradeStation Technologies, Inc. All Rights Reserved.

www.historicalstockresearch.com

Improve Chart Reading. Make Better Decisions.

All Rights Reserved. Reproduction without permission prohibited
Copyright© Historicalstockresearch.com

Viropharma (VPHM): Week Ending December 10, 1999



Chart created with TradeStation. ©TradeStation Technologies, Inc. All Rights Reserved.

www.historicalstockresearch.com

Improve Chart Reading. Make Better Decisions.

All Rights Reserved. Reproduction without permission prohibited
Copyright© Historicalstockresearch.com

Biogen Idec (BIIB): Week Ending December 24, 1999

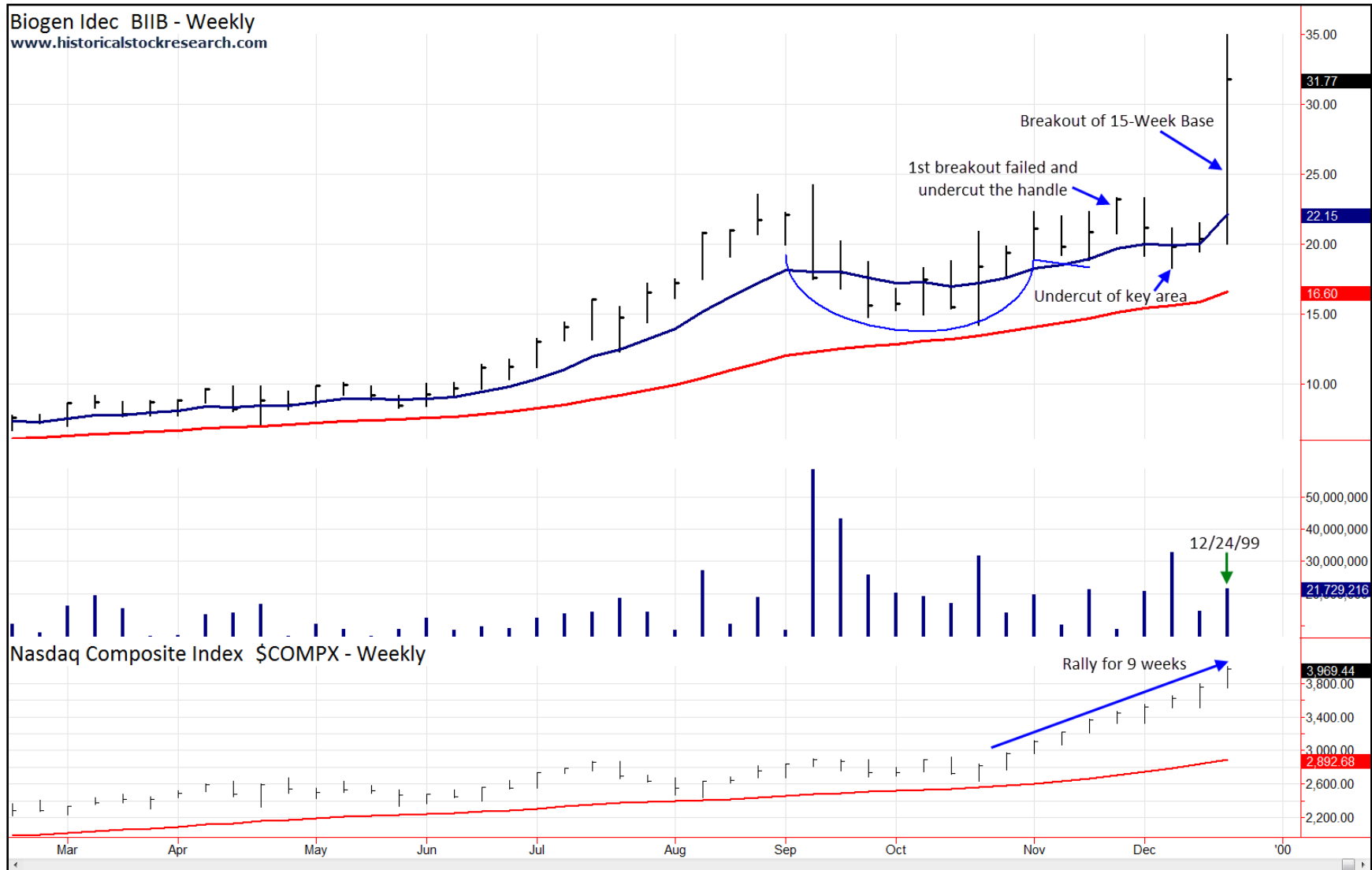


Chart created with TradeStation. ©TradeStation Technologies, Inc. All Rights Reserved.

www.historicalstockresearch.com

Improve Chart Reading. Make Better Decisions.

All Rights Reserved. Reproduction without permission prohibited
Copyright© Historicalstockresearch.com

Affymetrix (AFFX): Week Ending December 24, 1999

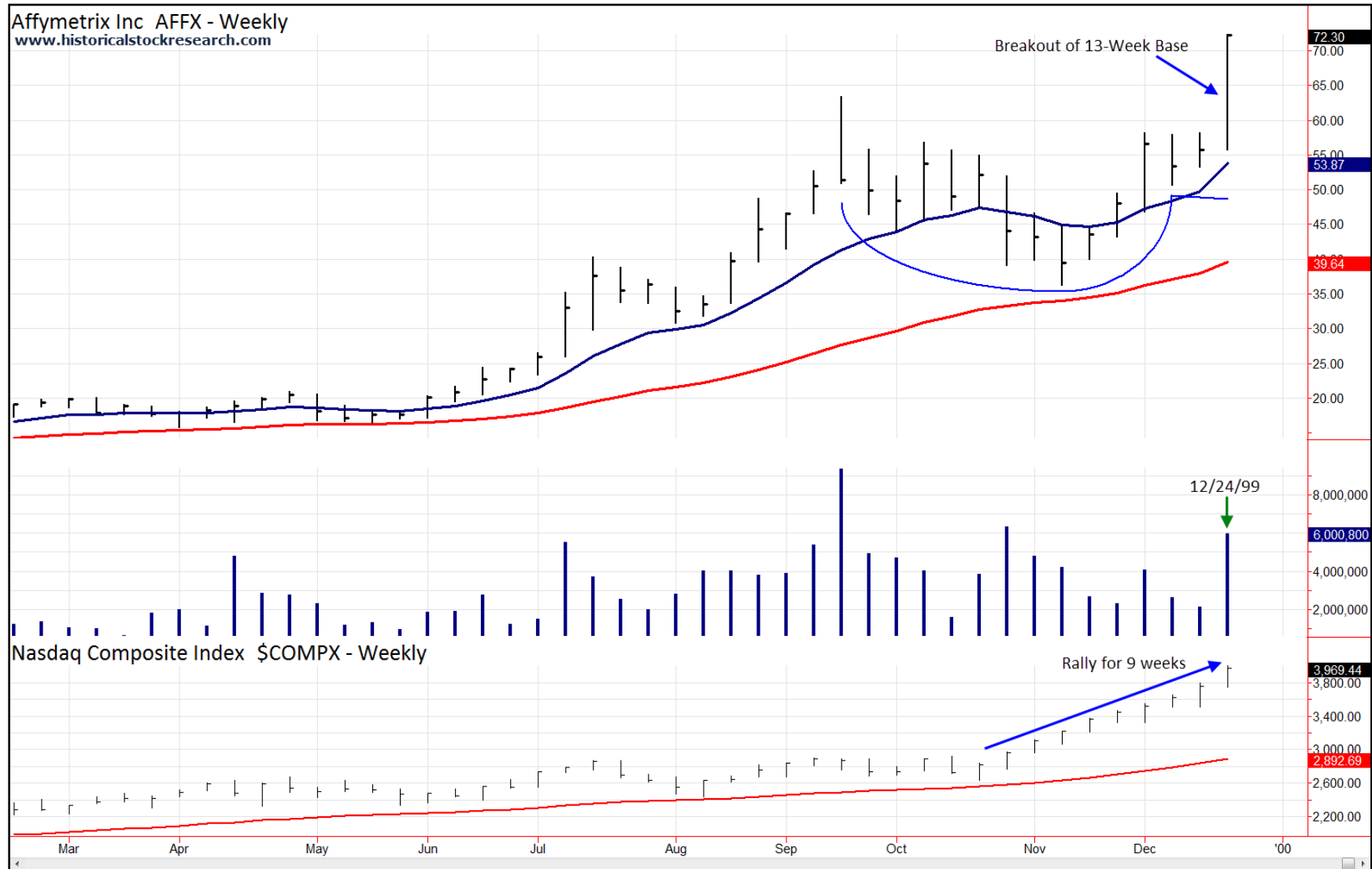


Chart created with TradeStation. ©TradeStation Technologies, Inc. All Rights Reserved.

www.historicalstockresearch.com

Improve Chart Reading. Make Better Decisions.

All Rights Reserved. Reproduction without permission prohibited
Copyright© Historicalstockresearch.com